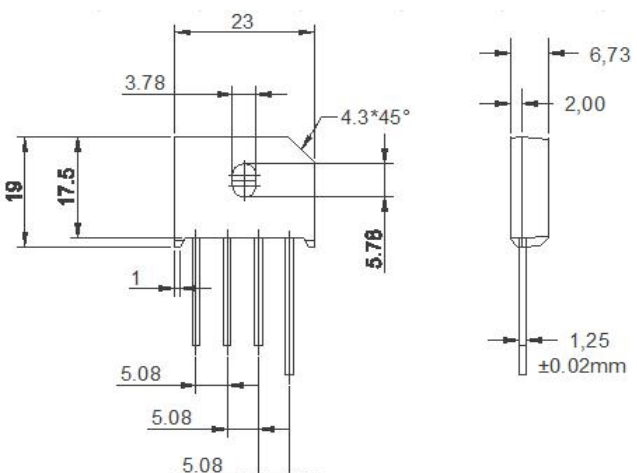


CURRENT 15 Ampere
 VOLTAGE RANG 50 to 1000 Volts

KBU15005 THRU KBU1510

特征/Features	外形尺寸/Outline Dimensions
<ul style="list-style-type: none"> ◆ GPP芯片 Glass passivated chip ◆ 低反向漏电流 Low Reverse Leakage Current ◆ 高耐浪涌电流能力 High surge current capability ◆ 接线端与壳体间绝缘耐压2500V Case to Terminal Isolation Voltage 2500V 	<p>Case: KBU Series Dimensions in millimeters</p> 
机械参数/Mechanical Data	
<ul style="list-style-type: none"> ◆ 本体: 塑封 Case: plastic package ◆ 标识/极性: 本体标记 Marking / Polarity: Marked on Body ◆ 重量: 约克 Weight: About 6.66 grams 	

极限值/Maximum Ratings and Thermal Characteristics @ Ta = 25°C unless otherwise noted

符号 Symbol	特性 Characteristic	KBU15							单位 Unit
		005	01	02	04	06	08	10	
VRRM	最大反向重复峰值电压 Maxmum Recurrent Peak Reverse Voltage	50	100	200	400	600	800	1000	V
IF (AV)	平均整流输出电流 Average Forward Output Rectified Current@Ta =85°C	15							A
VF	正向峰值电压 Forward Voltage Per Leg @IFM =15.0A	1.1							V
IFSM	正向浪涌电流 Peak Forward Surge Current 8.3ms Single Half Sine-wave superimposed on rated load	220							A
IR	反向漏电流 Maximum DC reverse current at rated DC blocking voltage per leg	5 500							uA
i ² t	热容值 Rating for fusing (t<8.3ms)	200							A ² S
Visol	绝缘耐压 Rms isolation voltage from case to leads	2500							V
RθJC	热阻 Maximum thermal resistance per leg	4.2							°C/W
Tj, TSTG	结温, 存储条件 Operating Junction and storage temperature range	-55~150							°C

Note:

- (1) Junction to case with heatsink
- (2) Recommended mounting position is to bolt down on heatsink with silicone thermal compound for maximum heat transfer with M3 screw .

CURRENT 15 Ampere
 VOLTAGE RANG 50 to 1000 Volts

KBU15005 THRU KBU1510

■ 特性曲线 (典型) Characteristics(Typical)

Fig 1-forwardCurrent derating Curve
 图1正向电流降额曲线

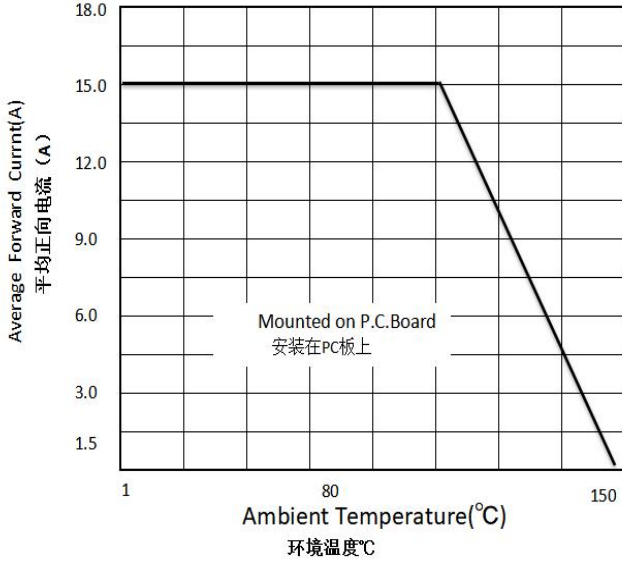


Fig.2-Maximum Non-Repetitive Surge Current
 图2最大不重复正向浪涌曲线

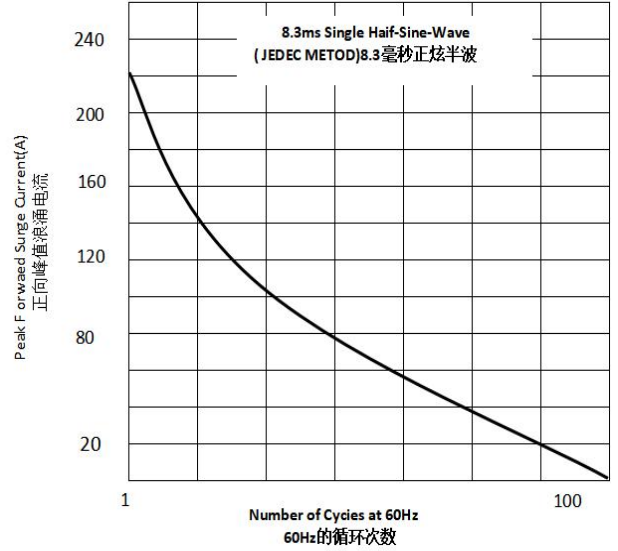


FIG3.Typical Reverse Characteristics

图 3. 典型反向特性

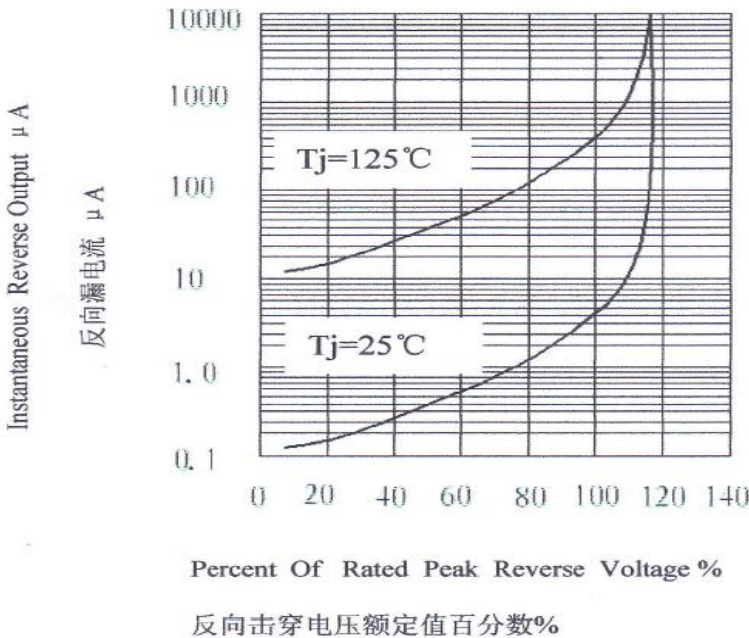


FIG4.Instantaneous Forward Voltage

图 4. 典型正向特性

