

CURRENT 1.5 Ampere
 VOLTAGE RANG 50 to 1000 Volts

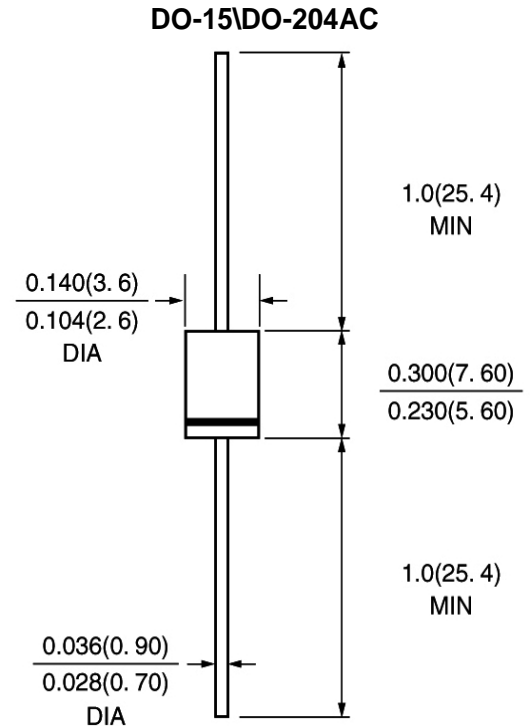
1N5391 THRU 1N5399

FEATURES

- Low coat construction
- Low forward voltage drop
- Low reverse leakage
- High forward surge current capability
- High temperature soldering guaranteed:
 260 /10 secods/.375 (9.5mm)lead length at 5 lbs(2.3kg) tension

MECHANICAL DATA

- Case: Transfer molded plastic
- Epoxy: UL94V-O rate flame retardant
- Polarity: Color band denotes cathode end
- Lead: Plated axial lead, solderable per MIL-STD-202E method 208C
- Mounting position: Any
- Weight: 0.012 ounce, 0.39 grams



Dimensions in inches and (millimeters)

MAXIMUM RATINGS AND ELECTRICAL CHARACTERISTICS

- Ratings at 25°C ambient temperature unless otherwise specified
- Single Phase, half wave, 60Hz, resistive or inductive load
- For capacitive load derate current by 20%

	SYMBOLS	1N 5391	1N 5392	1N 5393	1N 5394	1N 5395	1N 5396	1N 5397	1N 5398	1N 5399	UNIT
Maximum Repetitive Peak Reverse Voltage	V_{RRM}	50	100	200	300	400	500	600	800	1000	Volts
Maximum RMS Voltage	V_{RMS}	35	70	140	210	280	350	420	560	700	Volts
Maximum DC Blocking Voltage	V_{DC}	50	100	200	300	400	500	600	800	100	Volts
Maximum Average Forward Rectified Current 0.375 (9.5mm) lead length at $T_A=70$	$I_{(AV)}$	1.5									Amps
Peak Forward Surge Current 8.3mS single half sine wave superimposed on rated load (JEDEC method)	I_{FSM}	30									Amps
Maximum Instantaneous Forward Voltage @ 1.0A	V_F	1.1									Volts
Maximum DC Reverse Current at Rated DC Blocking Voltage per element	$T_A=25$	5.0									μA
	$T_A=100$	50									
Maximum Full Load Reverse Current, full cycle average 0.375 (9.5mm)lead length at $T_L=75$	$I_{R(AV)}$	30									μA
Typical Junction Capacitance (Note 1)	C_J	13									pF
Typical Thermal Resistance (Note 2)	$R_{\theta JA}$	50									/W
Operating Junction Temperature Range	T_J	-55 to +150									
Storage Temperature Range	T_{STG}	-55 to +150									

Notes:

1. Measured at 1.0MHz and Applied Reverse Voltage of 4.0V DC.
2. Thermal Resistance from junction to ambient at 0.375 (9.5mm) lead length, P.C.board mounted with 0.2" × 0.2" (5.0 × 5.0mm) copper pads.

CURRENT 1.5 Ampere
 VOLTAGE RANG 50 to 1000 Volts

1N5391 THRU 1N5399

RATING AND CHARACTERISTIC CURVES 1N5391 Thru 1N5399

FIG.1-TYPICAL FORWARD CURRENT DERATING CURVE

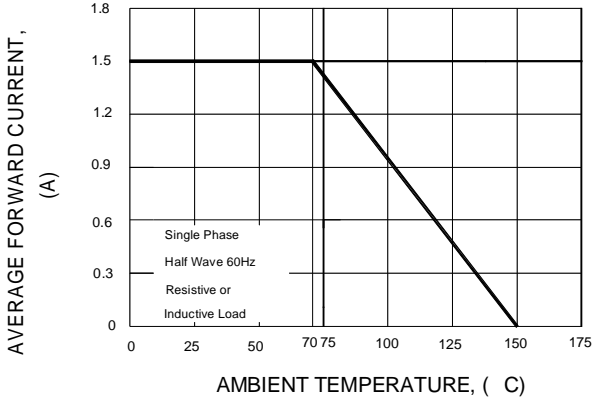


FIG.2-MAXIMUM NON-REPETITIVE PEAK FORWARD SURGE CURRENT

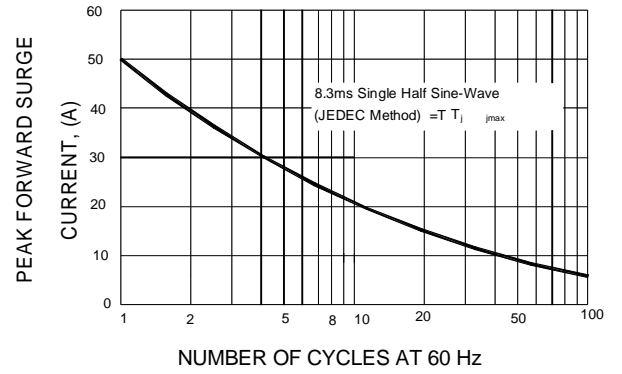


FIG.3-TYPICAL INSTANTANEOUS FORWARD CHARACTERISTICS

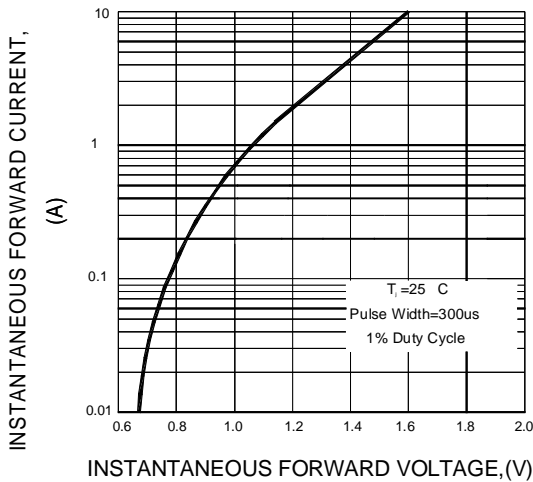


FIG.4-TYPICAL REVERSE CHARACTERISTICS

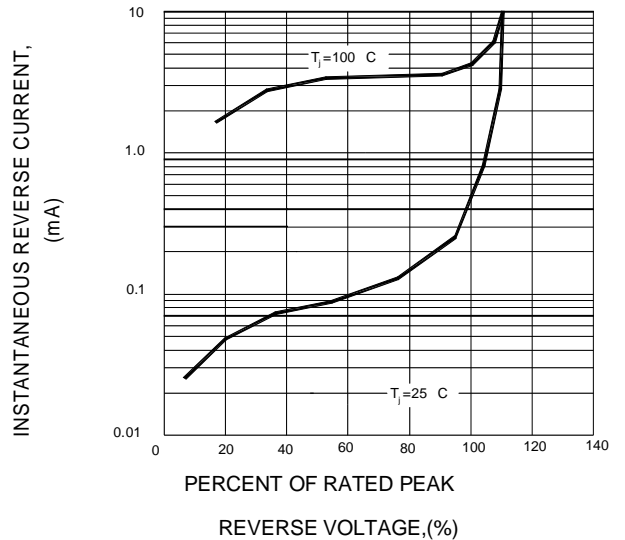


FIG.5-TYPICAL JUNCTION CAPACITANCE

