

4A1 THRU 4A10

CURRENT 4.0 Ampere
 VOLTAGE RANG 50 to 1000 Volts

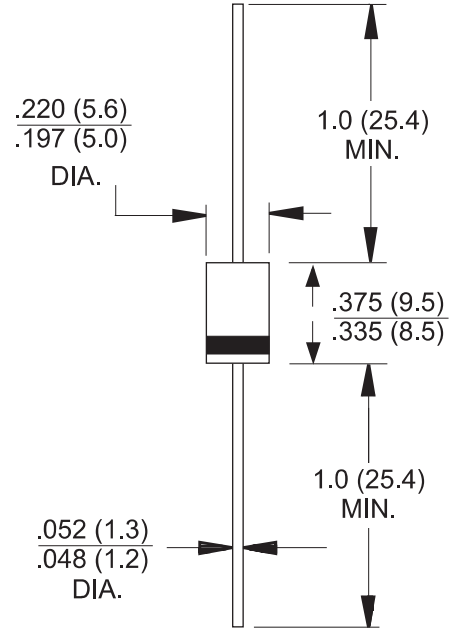
DO-27 / DO-201AD

Features

- Low cost
- Diffused junction
- Low leakage
- Low forward voltage drop
- High current capability
- Easily cleaned with Freon, Isopropanol and similar solvents

Mechanical Data

Case: JEDEC DO-27, molded plastic
 Terminals: Axial lead, solderable per MIL-STD-202, Method 208
 Polarity: Color band denotes cathode
 Weight: 0.041 ounces, 1.15 grams
 Mounting position: Any



Dimensions in inches and (millimeters)

MAXIMUM RATINGS AND ELECTRICAL CHARACTERISTICS

Ratings at 25°C ambient temperature unless otherwise specified.
 Single phase, half wave, 50 Hz, resistive or inductive load. For capacitive load, derate by 20%.

		4A1	4A2	4A4	4A6	4A8	4A10	UNITS
Maximum recurrent peak reverse voltage	V_{RRM}	100	200	400	600	800	1000	V
Maximum RMS voltage	V_{RMS}	70	140	280	420	560	700	V
Maximum DC blocking voltage	V_{DC}	100	200	400	600	800	1000	V
Maximum average forward rectified current 9.5mm lead length, @ $T_A=75^\circ C$	$I_{F(AV)}$	4.0						A
Peak forward surge current 10ms single half-sine-wave superimposed on rated load @ $T_J=125^\circ C$	I_{FSM}	250.0						A
Maximum instantaneous forward voltage @ 4.0A	V_F	0.95						V
Maximum reverse current @ $T_A=25^\circ C$ at rated DC blocking voltage @ $T_A=100^\circ C$	I_R	10.0 100.0						μA
Typical junction capacitance (Note1)	C_J	50						pF
Typical thermal resistance (Note2)	$R_{\theta JA}$	20						$^\circ C/W$
Operating junction temperature range	T_J	- 55 ---- +150						$^\circ C$
Storage temperature range	T_{STG}	- 55 ---- +150						$^\circ C$

NOTE: 1. Measured at 1.0MHz and applied reverse voltage of 4.0V DC.
 2. Thermal resistance from junction to ambient.

CURRENT 4.0 Ampere
 VOLTAGE RANG 50 to 1000 Volts

4A1 THRU 4A10

RATING AND CHARACTERISTIC CURVES 4A1 Thru 4A10

FIG.1 – FORWARD DERATING CURVE

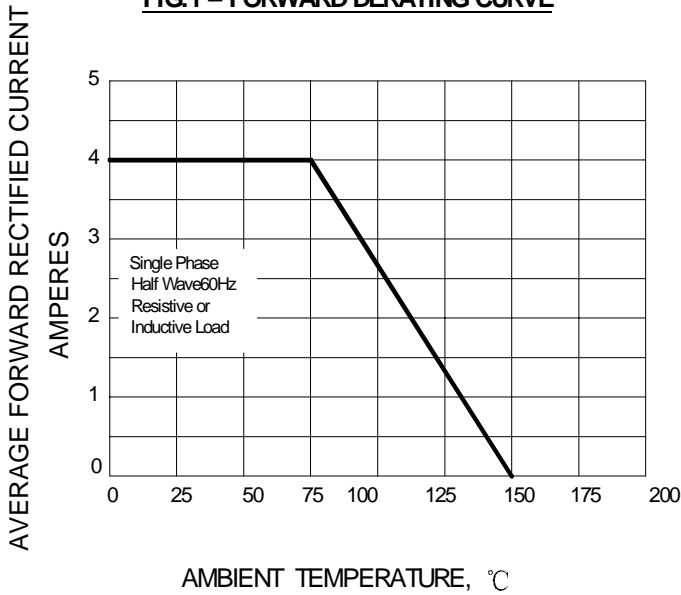


FIG.2 – TYPICAL FORWARD CHARACTERISTICS

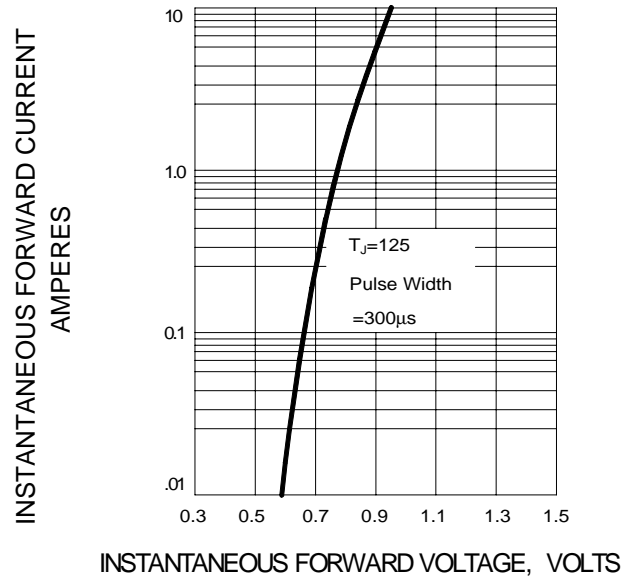


FIG.3 – MAXIMUM NON-REPETITIVE FORWARD SURGE CURRENT

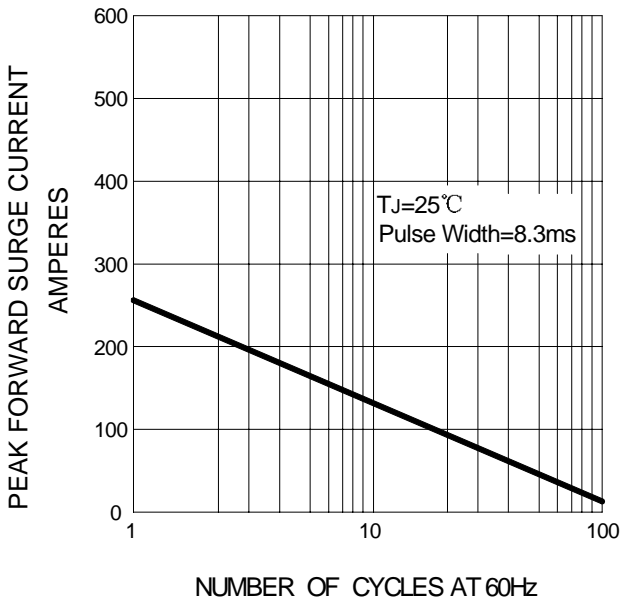


FIG.4 – TYPICAL JUNCTION CAPACITANCE

