

CURRENT 30 Ampere
 VOLTAGE RANG 40 to 200 Volts

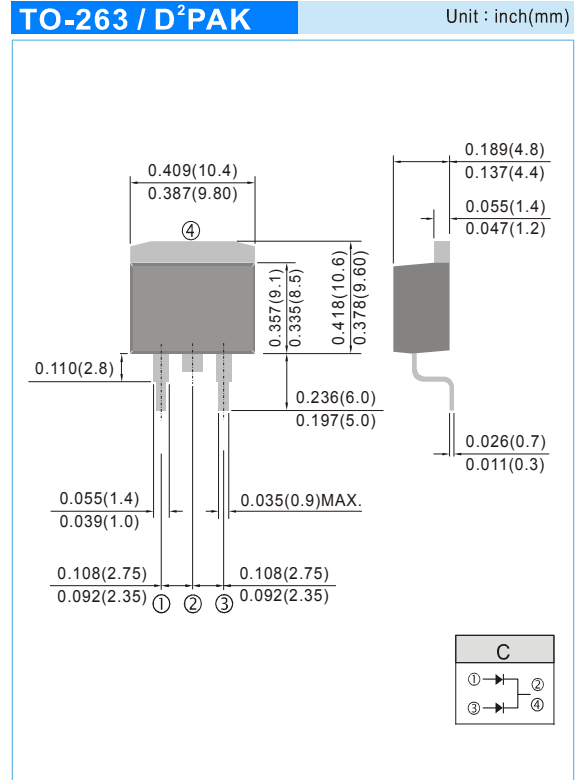
MBR3040DC THRU MBR30200DC

FEATURES

- Plastic package has Underwriters Laboratory Flammability Classification 94V-O. Flame Retardant Epoxy Molding Compound.
- Low power loss, high efficiency.
- High current capability
- For use in low voltage, high frequency inverters free wheeling, and polarity protection applications.
- Lead free in compliance with EU RoHS 2.0
- Green molding compound as per IEC 61249 standard

MECHANICAL DATA

- Case: TO-263 / D²PAK molded plastic
- Terminals: solder plated, solderable per MIL-STD-750, Method 2026
- Polarity: As marked.
- Weight: 0.049 ounces, 1.38 grams.


MAXIMUM RATINGS AND ELECTRICAL CHARACTERISTICS

Ratings at 25°C ambient temperature unless otherwise specified. Single phase, half wave, 60 Hz, resistive or inductive load.

For capacitive load, derate current by 20%

PARAMETER	SYMBOL	MBR30 40DC	MBR30 45DC	MBR30 50DC	MBR30 60DC	MBR30 80DC	MBR30 90DC	MBR30 100DC	MBR30 150DC	MBR30 200DC	UNITS
Maximum Recurrent Peak Reverse Voltage	V_{RRM}	40	45	50	60	80	90	100	150	200	V
Maximum RMS Voltage	V_{RMS}	28	31.5	35	42	56	63	70	105	140	V
Maximum DC Blocking Voltage	V_{DC}	40	45	50	60	80	90	100	150	200	V
Maximum Average Forward Current	$I_{F(AV)}$	30									A
Peak Forward Surge Current :8.3ms single half sine-wave superimposed on rated load (JEDEC method)	I_{FSM}	275									A
Maximum Forward Voltage at 15A per leg	V_F	0.7		0.75		0.8		0.9			V
Maximum DC Reverse Current at Rated DC Blocking Voltage $T_J=25^\circ\text{C}$ $T_J=125^\circ\text{C}$	I_R	0.1				0.05		20			mA
Typical Thermal Resistance	$R_{\theta JC}$	2.0									°C / W
Operating Junction and Storage Temperature Range	T_J, T_{STG}	-55 to +150				-65 to +175					°C

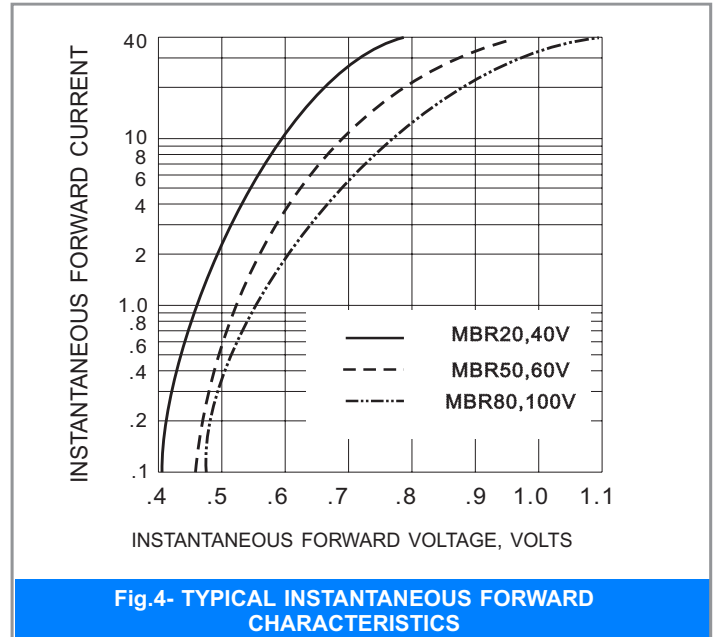
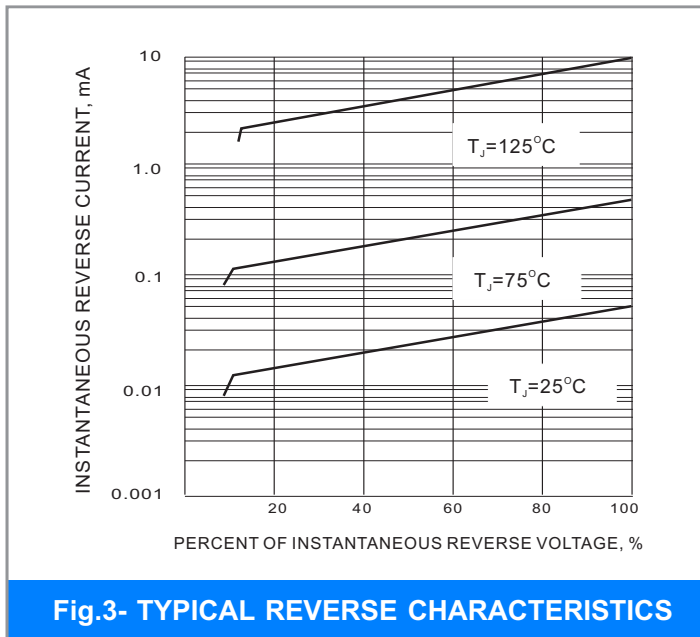
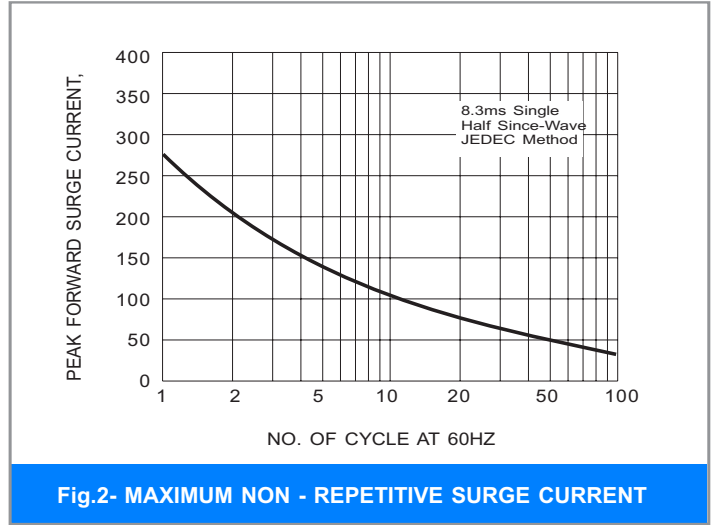
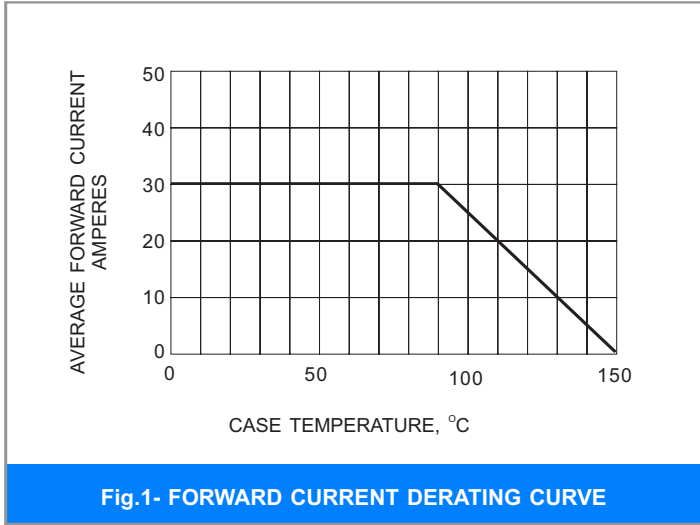
Notes :

Both Bonding and Chip structure are available.

CURRENT 30 Ampere
 VOLTAGE RANG 40 to 200 Volts

MBR3040DC THRU MBR30200DC

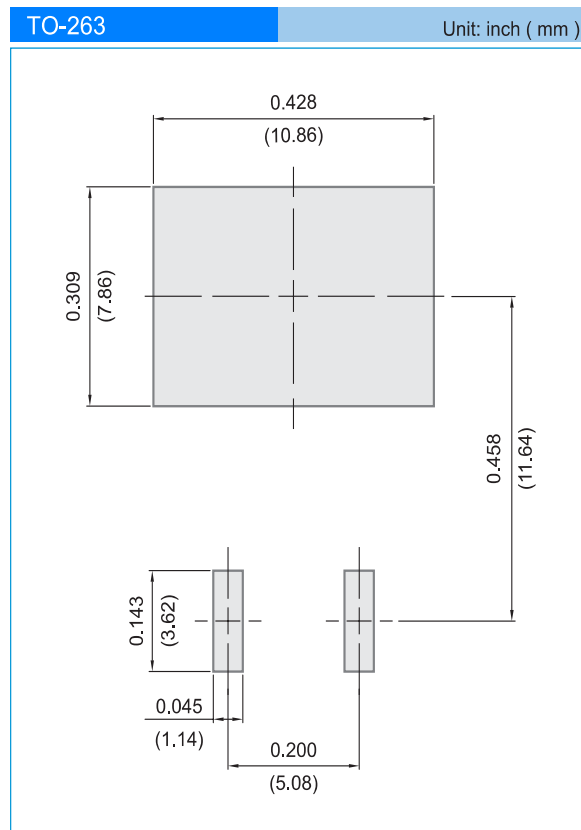
RATING AND CHARACTERISTIC CURVES



CURRENT 30 Ampere
VOLTAGE RANG 40 to 200 Volts

MBR3040DC THRU MBR30200DC

MOUNTING PAD LAYOUT



ORDER INFORMATION

- Packing information
T/R - 0.8K per 13" plastic Reel